

Exploring Digital Art

Post-Test

2013

2013 Exploring
Form Title

What bell is this class? *

- 2
- 3
- 7/8

What is today's date and the time you are starting this pre-test? *

:

What is/are your last name(s)? *

What is your first name? *

What is your student ID number? *

1. When color changes from light to dark, this element of art is _____.

- color
- value
- pattern

2. What are three directions of line used to create design?

- horizontal, vertical, diagonal
- horizontal, circle, square
- vertical, cylinder, rectangle

3. If a shape is easy to name and has edges that are easy to measure it is an _____ shape.

- organic
- square
- geometric

4. Form is the element of art that describes _____ design.

- textured

- two-dimensional
- three-dimensional

5. By _____ shapes in a composition, you can create an illusion of distance between shapes in a picture.

- warping
- overlapping
- separating

6. How an image actually feels or looks like it feels is _____.

- organic
- value
- texture

7. The palm tree on the left in picture below is in the _____.

- background
- foreground
- top




8. The background of the picture above includes the _____. (Choose ALL answers that apply.)

- hammock
- water
- clouds
- sky


9. The image below shows _____.

- symmetry
- radial
- asymmetry



10. Look at the image below. If the red and blue shapes were divided in half diagonally from the top left to the bottom right, which piece would show symmetry?



- red
- blue
- both



11. The difference between light and dark values in an art design is called _____.

- contrast
- opposites
- texture

12.) Name the focal point in the picture below and explain WHY it is the focal point.



13.) Layout/ Composition refers to _____.

- the organization of the elements of art in an artwork
- the background of a project
- repetition in an artwork

14.) Together all of the objects or shapes in your artwork are called _____.

- focal point
- subject matter
- symmetry

15.) What examples below are layouts that emphasize PICTURES?

- 1,2,3
- 1,2
- 1,3
- 2,3

THE
BIG
ONE
IN

SMP
NEVER

SO
GOOD

RECORDED
TODAY

2



3




16.) Layout/composition design categories are divided between _____ and _____.

- color and pattern
- text and pictures
- value and form

17) The layout example below most likely to be seen in comic strips is number _____.

- 1
- 2
- 3

1




2




3

Street
Out




18. Describe how you would use Photoshop to create the ART STYLE of the image below. Be sure to use the names of SPECIFIC Photoshop tools and skills we have used on our projects.

Empty rectangular box for writing the answer.



19. Name the ART STYLE of the artworks below. (Impressionism, Cubism, Surrealism, Fauvism, Abstract Expressionism, Pop Art, Op Art)

--	--

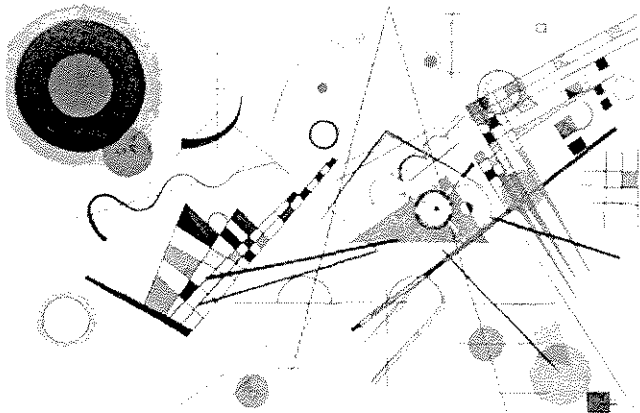


20. Describe how you would use Photoshop to create the ART STYLE of the image above. Be sure to use the names of SPECIFIC Photoshop tools and skills we have used on our projects.

Empty rectangular box for answer to question 20.

21. Name the ART STYLE of the artwork below. (Impressionism, Cubism, Surrealism, Fauvism, Abstract Expressionism, Pop Art, Op Art)

Empty rectangular box for answer to question 21.




22. Describe how you would use Photoshop to create the ART STYLE of the image above. Be sure to use the names of SPECIFIC Photoshop tools and skills we have used on our projects.

Empty rectangular box for answer to question 22.

23-25. Describe the styles of the artworks below. Be sure to explain WHY each work is realistic, abstract or non-representational.

Empty rectangular box for answer to questions 23-25.



Add item